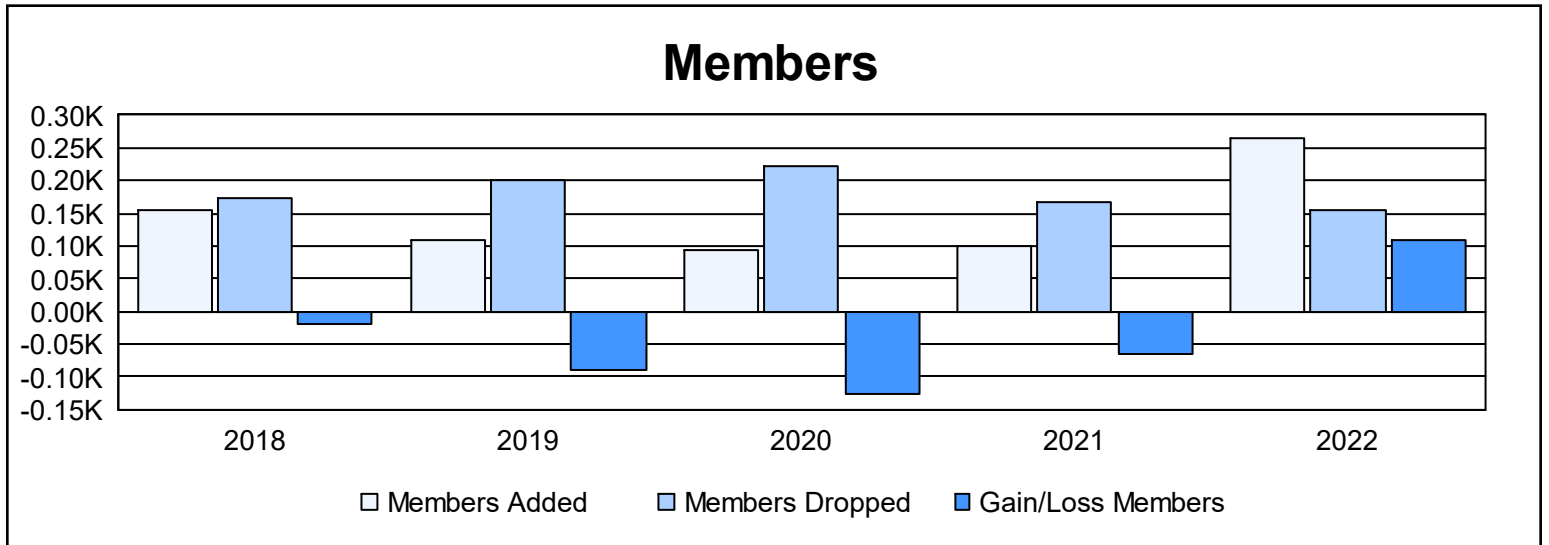
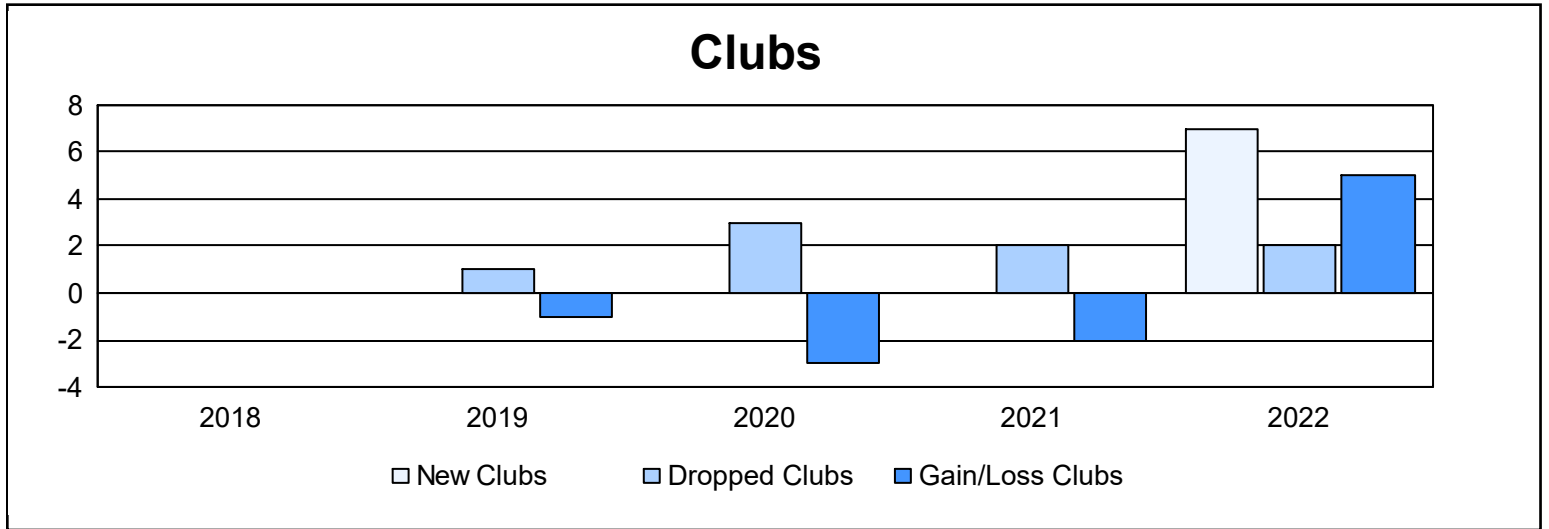
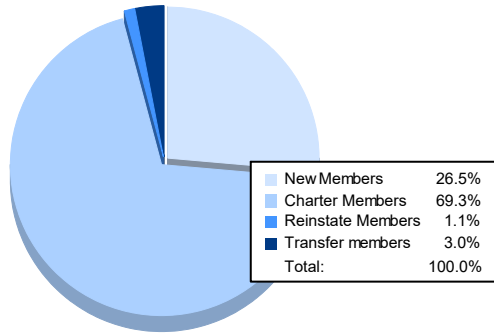


| Year | New Clubs | Dropped Clubs | Gain/ Loss Clubs | New Members | Charter Members | Reinstate Members | Transfer Members | Total Member Added | Total Members Dropped | Gain/ Loss Members |
|----------------|-----------|---------------|------------------|-------------|-----------------|-------------------|------------------|--------------------|-----------------------|--------------------|
| 2017-2018 | 0 | 0 | 0 | 151 | 1 | 1 | 1 | 154 | 173 | -19 |
| 2018-2019 | 0 | 1 | -1 | 108 | 0 | 2 | 0 | 110 | 200 | -90 |
| 2019-2020 | 0 | 3 | -3 | 90 | 0 | 2 | 3 | 95 | 221 | -126 |
| 2020-2021 | 0 | 2 | -2 | 92 | 0 | 2 | 6 | 100 | 166 | -66 |
| 2021-2022 | 7 | 2 | 5 | 70 | 183 | 3 | 8 | 264 | 156 | 108 |
| Average | 1 | 2 | 0 | 102 | 37 | 2 | 4 | 145 | 183 | -39 |



Membership Composition June 2022 Cumulative



Gender Composition June 2022 Cumulative

